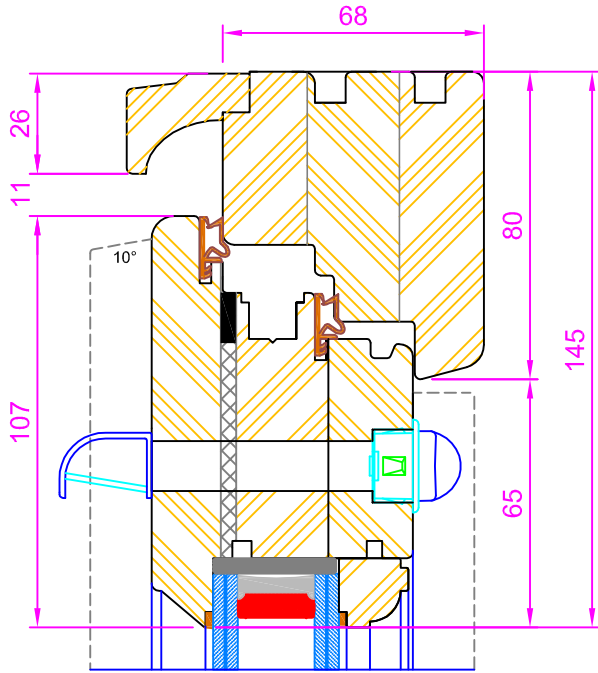
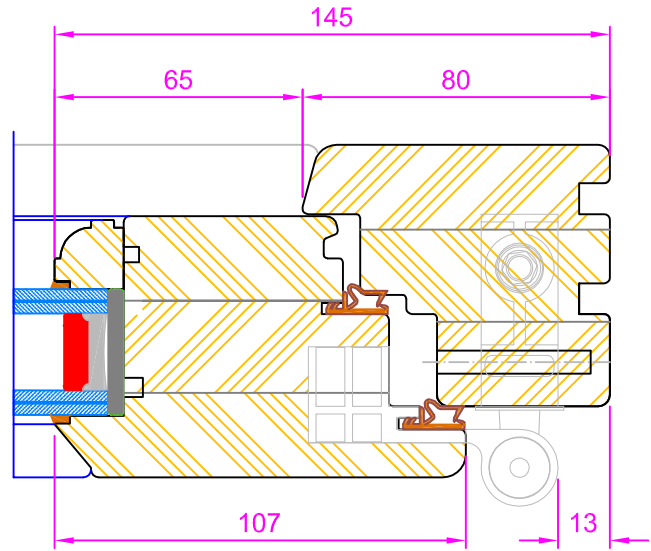


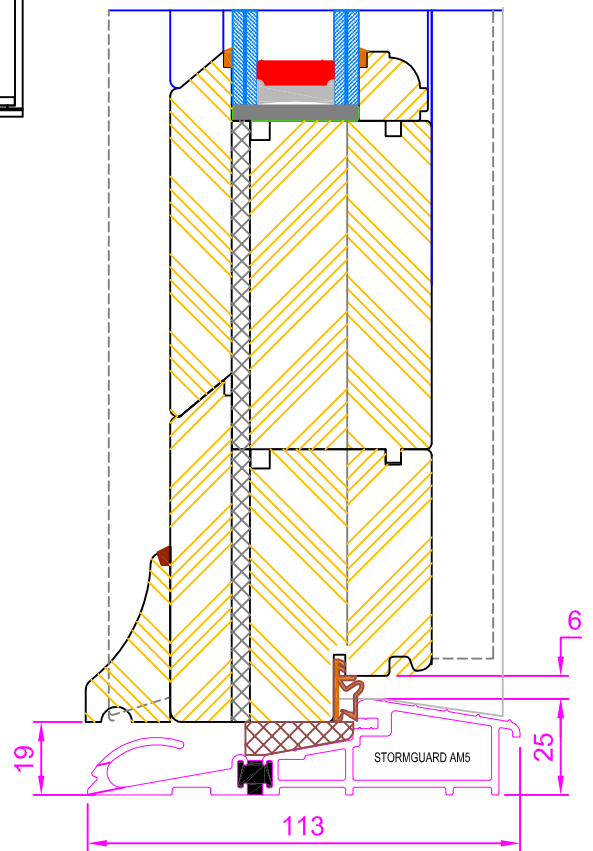
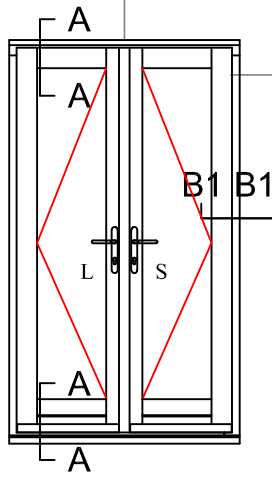
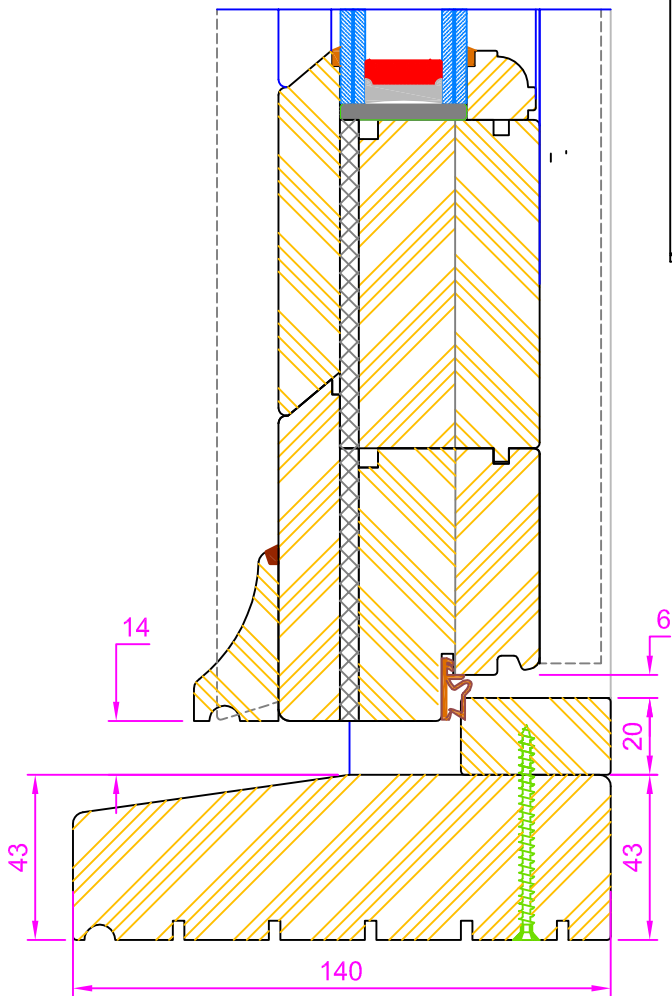
Section A-A
(Dwg.No. 2210)



Section B1-B1
(Dwg.No. 2211 mirr'd)



Section A-A
(Dwg.No. 2219)



| | | | | | | |
|-------------------------------------|-------------------|---------------------------------|-------------|--------------|------------|-------|
| ALL DIMENSIONS IN mm | | ORIGINAL PLOT A2 SIZE (420x594) | J.Stebelski | E.Krupa | 23.03.2011 | |
| SCALE | GENERAL TOLERANCE | MATERIAL | S. Felczak | J. Stebelski | 10.03.2011 | |
| 1 : 1 | + 2 | Timber | A.Gonciarz | | 20.09.2010 | |
| TITLE | | | E.Pech | | 06.08.2007 | 0 |
| TRADITIONAL FRENCH DOOR OPEN OUT | | | DRAWN BY | CHECKED | DATE | ISSUE |
| Standard Sections Frame & Door Leaf | | | DWG NO. | 2233 | | SHT 1 |