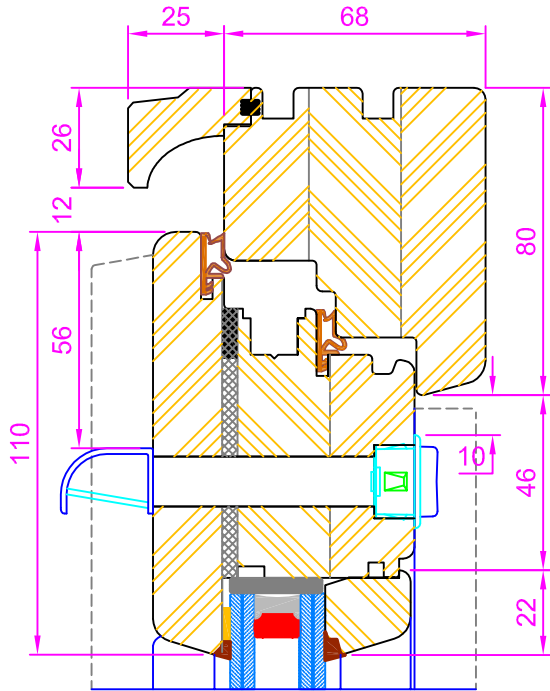
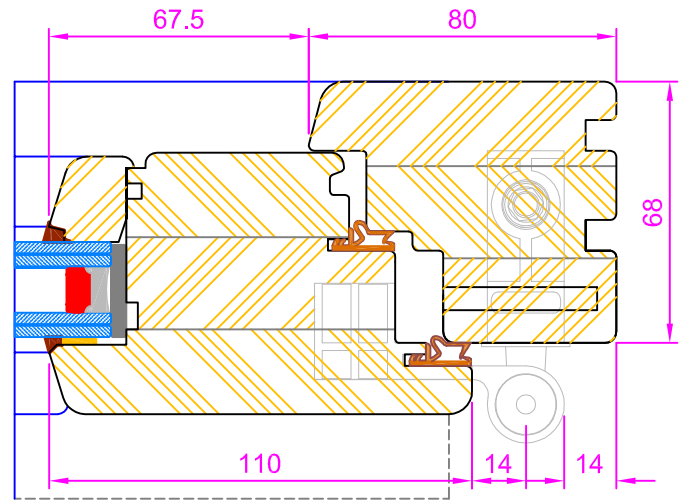


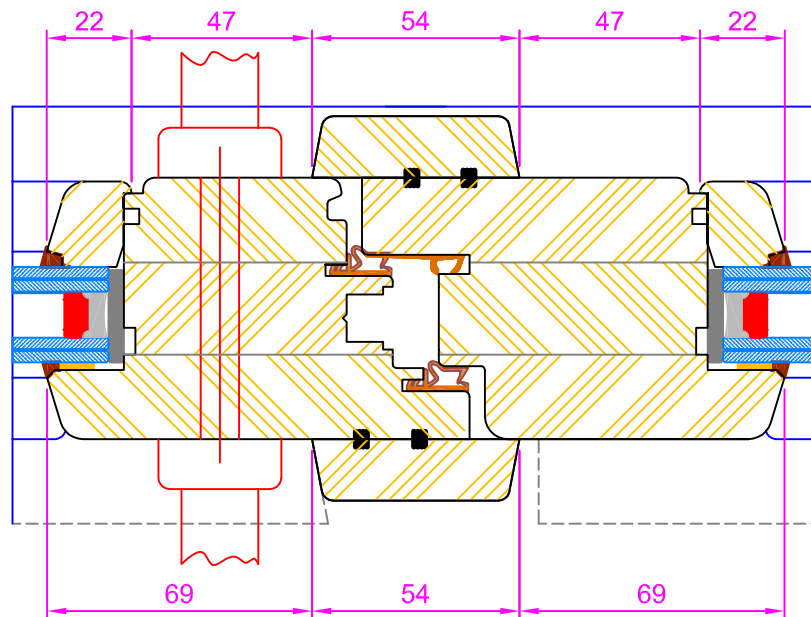
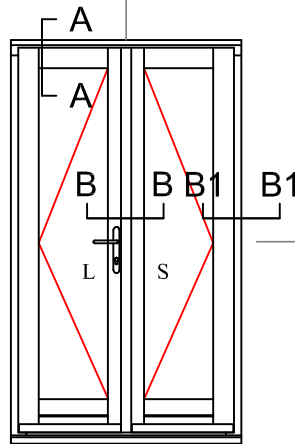
Section A-A
(Dwg.No. 1210)



Section B1-B1
(Dwg.No. 1211 mirr'd)



Section B-B
(Dwg.No. 1219)



FOR THRESHOLD OPTIONS PLEASE SEE DRAWING no: 1205 - 1207 / 1212 - 1214 and 1242



ALL DIMENSIONS IN mm		ORIGINAL PLOT A2 SIZE (420x594)					
SCALE	GENERAL TOLERANCE	MATERIAL		S. Felczak	J. Stebelski	07.02.2011	
1 : 1	+ 2	Timber		E.Pech		06.08.2007	0
TITLE			FRENCH DOOR OPEN OUT	DRAWN BY	CHECKED	DATE	ISSUE
Standard Sections Frame & Door Leaf				DWG NO.	1233		SHT
							1